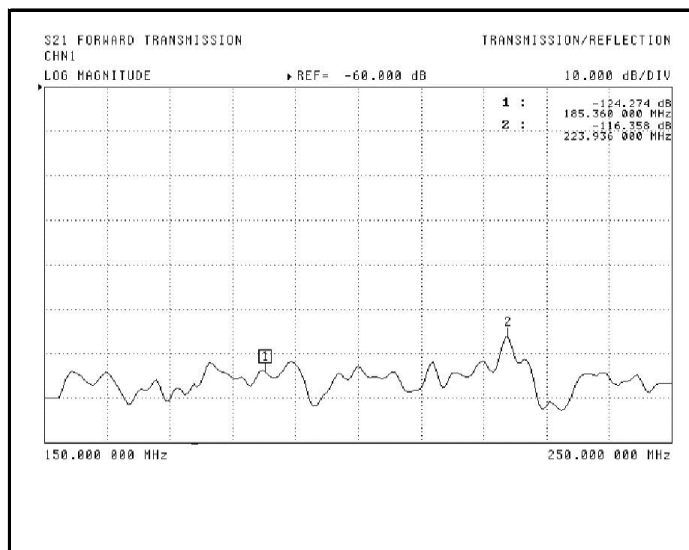
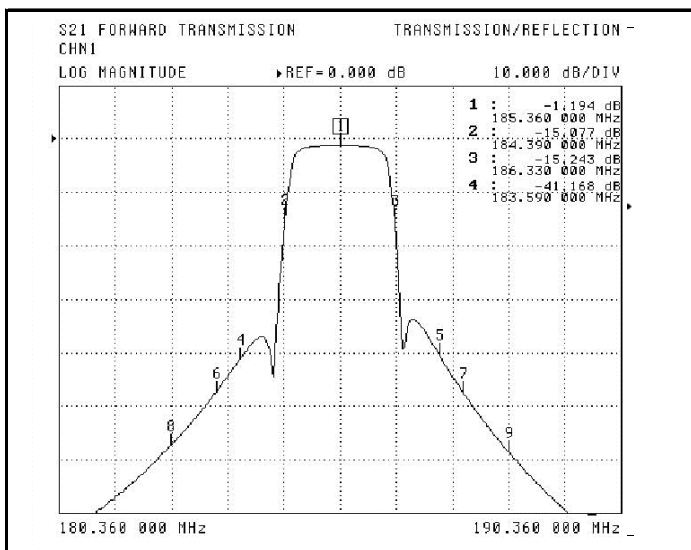
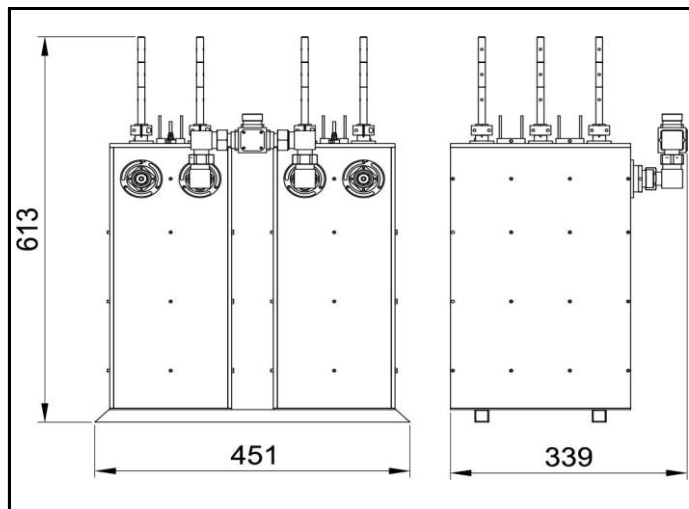


PART NUMBER: 1660-6-S2

TITLE: 2x250W DAB/DMB STAR TYPE COMBINER



ELECTRICAL CHARACTERISTICS	
Frequency Range (MHz)	170 ÷ 240
Insertion Loss @ Fo (dB)	< 1,3
Return loss by channels (dB)	> 22
Input/output impedance (Ohm)	50
Insulation between channels (dB)	> 40
Min distance between channels	1 guard block
Max input power each channel (W)	250
Max output power (W)	500
Bandwidth (MHz)	1,54

MECHANICAL CHARACTERISTICS	
Input connection	DIN 7/16"
Output connection	DIN 7/16"
Temperature range (C°)	-10 ÷ 50
Weight (kg)	38

(*) Different connectors on request.

(**) For tuning mask please refer to the filter's datasheet.